

RECTIFIED AC - ( DC IN )

ID	DESCRIPTION
1	VOLT METER
2	AMMETER
3	SHAFT GEN EXCITATION
4	PORT DEUTZ EM WINCH
5	

ID	DESCRIPTION
1	VOLT METER
2	AMMETER
3	POWER AVAILABLE
4	UVOLTAGE TRIP - RESET
5	ONLINE
6	CARBON PILE VOLT CTRL
7	VOLTAGE REGULATOR
8	MAIN SWITCH
9	
10	
11	
12	POLARITY REVERSAL

ID	DESCRIPTION
1	VOLT METER
2	AMMETER
3	POWER AVAILABLE
4	UVOLTAGE TRIP - RESET
5	ONLINE
6	VOLTAGE REGULATOR
7	DIRECT LTG SELECTOR
8	MAIN SWITCH
9	INCOMER
10	POLARITY REVERSAL

ID	DESCRIPTION
1	SHAFT GENERATOR
2	PORT DEUTZ
3	STARBOARD DEUTZ
4	MWM GENERATOR
5	RECTIFIED AC
6	SPARE

ID	DESCRIPTION
1	VOLT METER
2	AMMETER
3	POWER AVAILABLE
4	UVOLTAGE TRIP - RESET
5	ONLINE
6	VOLTAGE REGULATOR
7	
8	
9	
10	
11	
12	
13	
14	POLARITY REVERSAL

ID	DESCRIPTION
1	VOLT METER
2	AMMETER
3	POWER AVAILABLE
4	UVOLTAGE TRIP - RESET
5	ONLINE
6	VOLTAGE REGULATOR
7	
8	
9	
10	
11	
12	
13	
14	POLARITY REVERSAL

DESCRIPTION	DESCRIPTION
1 UVOLTAGE - RESET	22 AUTO CUT-OUT
2 POWER ON	23 STEERING GEAR NO 1
3 AMMETER	24 STEERING GEAR NO 2
4 VOLTAGE SELECTOR SW	25 RADAR NO 1
5 ---	26 RADAR NO 2
6 FUEL OIL SEPARATOR	27 RADIO
7 PORT SIDE LIGHTS	28 WATER HEATER ( AFT )
8 STARBOARD LIGHTS	29 ENGINE TURNING GEAR
9 MOTOR CASING W/ROOM	30 AFT FRIDGE
10 SOCKETS WINCH ROOM	31 LIVER PUMP NO 1
11 BILGE ALARM	32 LIVER PUMP NO 2
12 TELEGRAPH ALARM	33 BRIDGE MAIN BOARD
13 MWM HEATER	34 ENGINEERS WORKSHOP
14 PORT DEUTZ HEATER	35 COOLING PUMP NO 1
15 S'BOARD DEUTZ HEATER	36 COOLING PUMP NO 2
16 SHAFT GEN HEATER 1	37 FIRE PUMP (DONKEY)
17 SHAFT GEN HEATER 2	38 GALLEY
18 VULCAN COUPLING	39 OIL SEPARATORS
19 CONTROL STATION	40 FOREPEAK HEATING
20 COMPASS PLANT	41 MID SHIP HEATING
21 AUTO CUT-OUT	

ID	VOLTAGE SELECTOR SW
1	GALLEY
2	OIL SEPARATORS
3	FOREPEAK HEATING
4	MID SHIP HEATING
5	F/WATER CIRCULATING
6	S/B SALT WATER
7	MAIN SALT WATER
8	SHORE POWER SUPPLY

DESCRIPTION	DESCRIPTION
1 UVOLTAGE - RESET	22 INJECTOR COOLER 2
2 POWER ON	23 BOILERS
3 AMMETER	24 FOREPEAK LIGHTS
4 VOLTAGE SELECTOR SW	25 STERN CABIN LIGHTING
5 PORT SIDE ER FAN	26 COOLING PLANT
6 STARBOARD ER FAN	27 CPP EMERGENCY PUMP
7 MIDSHIP FAN	28 BILGE BALLAST PUMP
8 AFT FAN	29 OFFAL SUPPLY PUMP
9 FORWARD FAN	30 OFFAL PUMP SHORE
10 TELEGRAPH	31 GYRO COMPASS
11 CPP CONTROL	32 DECK LIVE PUMP
12 CO2 ALARM	33 EM FIRE PUMP
13 BATTERY CHARGER	34 COMPRESSOR 1
14 DOMESTIC HW PUMP	35 COMPRESSOR 2
15 BILGE PUMP	36 MAIN ENG LUB OIL 1
16 ALSOP PUMP	37 MAIN ENG LUB OIL 2
17 FRESHWATER PUMP 1	38 WINDLASS (ANCHOR)
18 SANITARYWARE PUMP	39 F WATER MAIN ENGINE
19 FRESHWATER PUMP 2	40 RAW WATER STANDBY
20 CPP COOLER	41 RAW WATER MAIN ENG
21 INJECTOR COOLER 1	42 ----
	43 SHAFT GENERATOR FAN

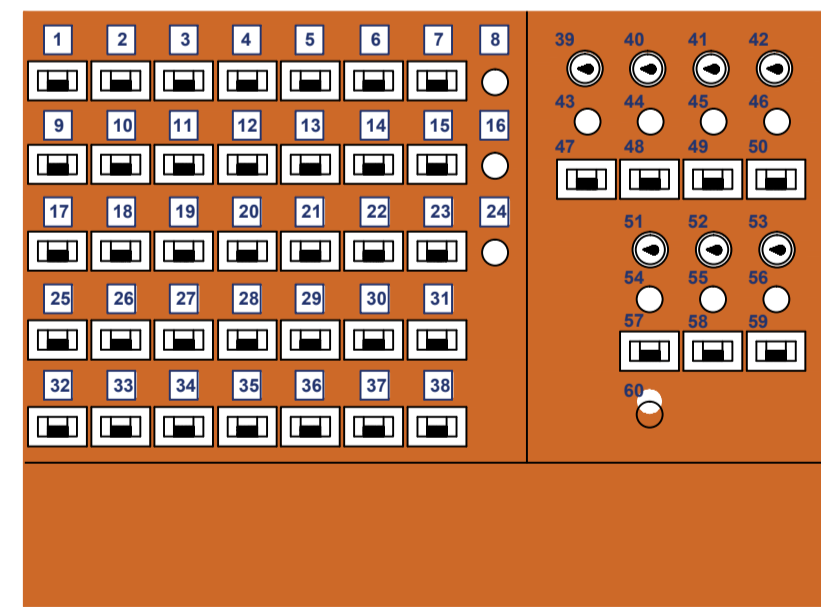



CHART ROOM DC DISTRIBUTION BOARD  
DRAWING 199-RR-DS-03

DESCRIPTION	DESCRIPTION	DESCRIPTION
1	22	43
2	23	44
3	24	45
4	25	46
5	26	47
6	27	48
7	28	49
8	29	50
9	30	51
10	31	52
11	32	53
12	33	54
13	34	55
14	35	56
15	36	57
16	37	58
17	38	59
18	39	60
19	40	
20	41	
21	42	



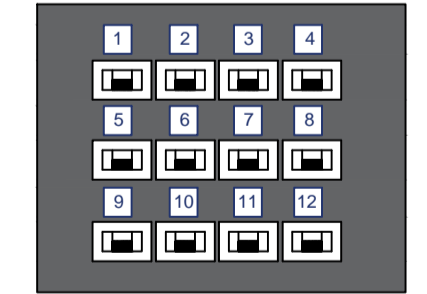
ENGINEERS WORKSHOP  
DRAWING 199-RR-DS-05

ID	DESCRIPTION
1	
2	
3	
4	
5	
6	
7	
8	
9	
10	
11	
12	
13	
14	
15	
16	
17	
18	
19	

ID	VOLTAGE SELECTOR SW
1	COOLING PLANT
2	BRIDGE PANEL
3	FIRE PUMP
4	BILGE BALLAST PUMP
5	COMPRESSOR NO 1
6	COMPRESSOR NO 2
7	LUB OIL NO 1
8	LUB OIL NO 2

ID	ID
1	7
2	8
3	9
4	10
5	11
6	12

CABIN DC BOARD  
199-RR-DS-04



REV	DATE	BY	DESCRIPTION
RD	8.6.16	CJ	RECORD DRAWING

**NOTES**  
Copyright Notice  
This drawing is subject to Copyright © Ross Revenge Plans (2015-2017) - Reg No 284707913 and may not be altered, reproduced or used other than for the purpose which it is issued.  
Terms of Use  
Ross Revenge Plans utilise Digital Rights Management (DRM) on all products. Use of this file denotes the recipient's acceptance of our DRM policies. Copy available on request.



PROJECT  
**ROSS REVENGE**

DRAWING TITLE  
**DC DISTRIBUTION LAYOUT**

Date: OCT-2016	Scale: NTS
Drawn: CJOHNSON	Eng: Checked By:
File Ref:	Sheet Size: A1
Drawing No: <b>199-RR-DCP-001</b>	
Status:	RECORD DRAWING